

GOODYEAR PLAZA

C H A N D L E R • A R I Z O N A



2160 North Alma School Road • Chandler, Arizona 85224

Size: 19,885 Sq. Ft.

Spaces Starting From: 900 Sq. Ft.

Zoning: C-2, City of Chandler

Traffic Counts: Corner Total 62,700

(2010: City of Chandler)

N. Alma School Rd.: 30,400 cars/day • Warner Rd.: 32,300 cars/day

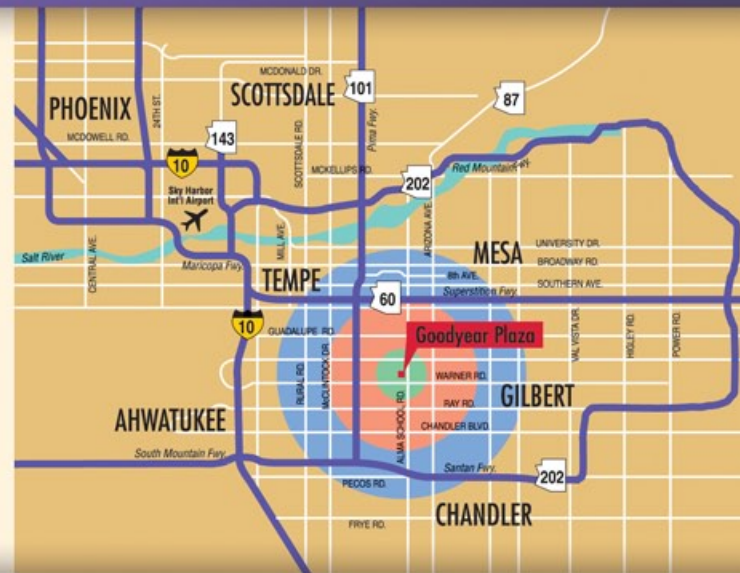
Demographics:

(2010: Applied Geographic Solutions / TIGER Geography)

	1 mile radius	3 mile radius	5 mile radius
Population:	21,461	157,875	393,448
Households:	7,326	52,972	132,406
Median Household Income:	\$ 59,905	\$ 68,026	\$ 67,790
Median Age:	31.3	31.8	31.7

For more information Contact: **Michael A. Pollack** (480) 888-0888

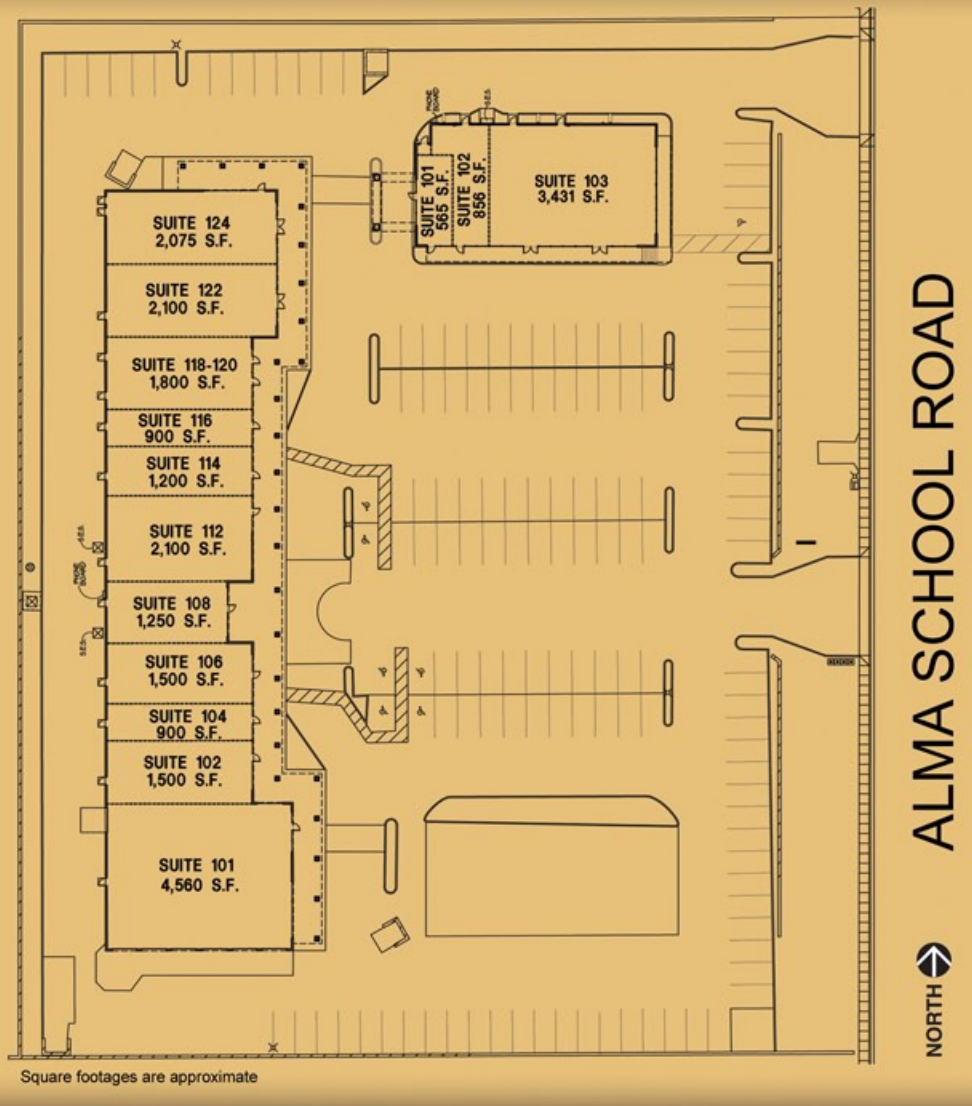
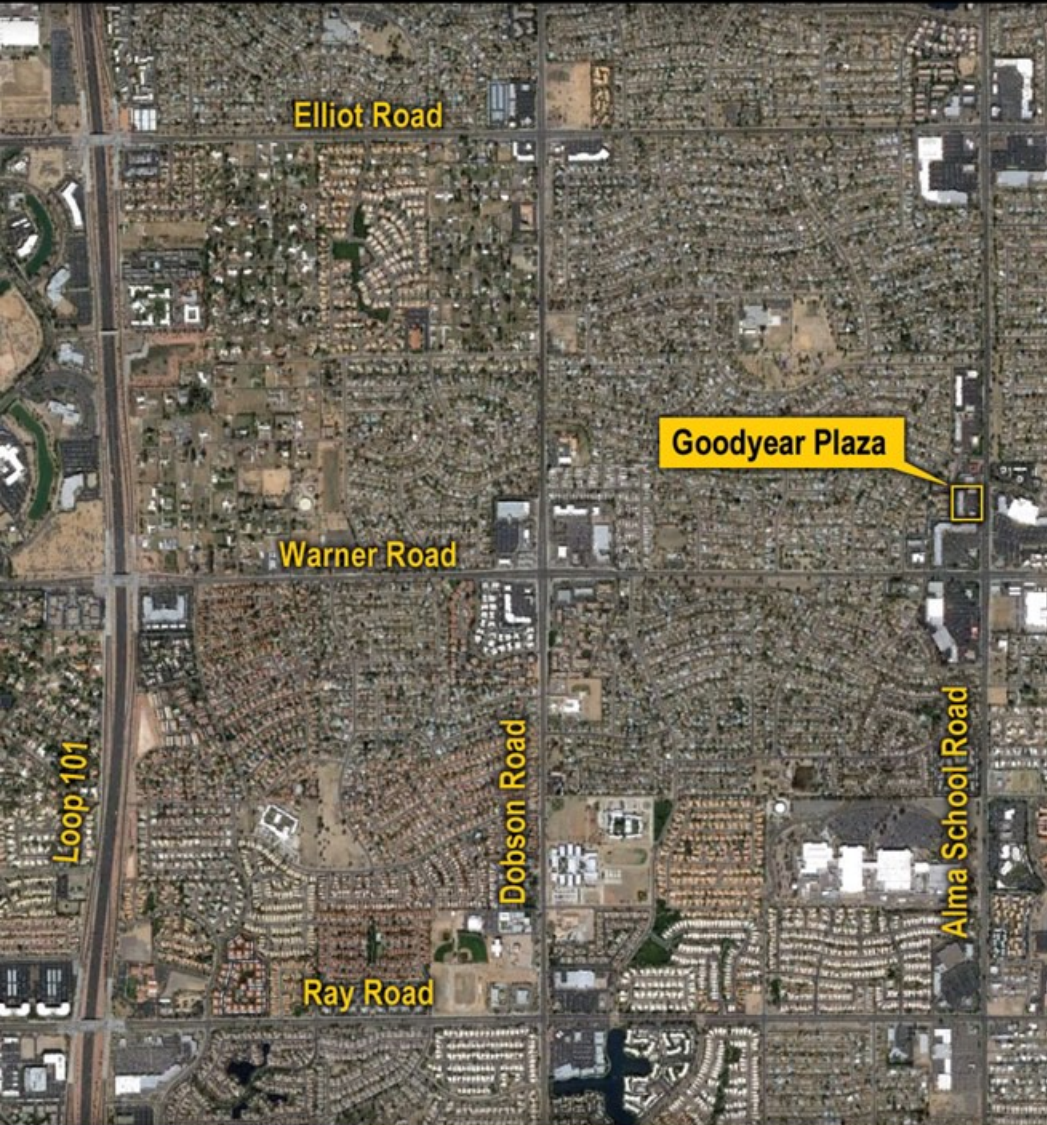
For current availability and suite virtual tours visit: www.pollackinvestments.com/goodyear



Michael A. Pollack
REAL ESTATE INVESTMENTS

The information contained herein are estimated from sources we deem reliable. While we have no reason to doubt its accuracy, we do not guarantee it.

1136 W. Baseline Rd. • Mesa, Arizona 85210 • (480) 888-0888 • Fax (480) 814-7741 • www.pollackinvestments.com



2160 North Alma School Road • Chandler, Arizona 85224

For more information Contact: **Michael A. Pollack** (480) 888-0888

For current availability and suite virtual tours visit: www.pollackinvestments.com/goodyear

Michael A. Pollack
REAL ESTATE INVESTMENTS

1136 W. Baseline Rd. • Mesa, Arizona 85210
(480) 888-0888 • Fax (480) 814-7741
www.pollackinvestments.com

Use your QR Code reader to save this information for later or access the online property listing with a current list of vacancies immediately.

